

CAPuS MEETING 10 MARCH 2020

This is the necessary information so that all the participants can access the videoconference on March 10 from 9 am CAPuS Erasmus + project meeting.

We are going to use a *PEXIP meeting room*.


The connection needs for each participant would be: a computer with a webcam and a microphone and a high-speed internet connection, **preferably not wireless**.

It is advisable to use headphones (if possible with a microphone) to avoid echo and to allow good audio quality.


To access the platform, you must text the following link in the browser

<https://pexip.me/meet/43780439>


A new tab opens; click on the **Join through browser** button



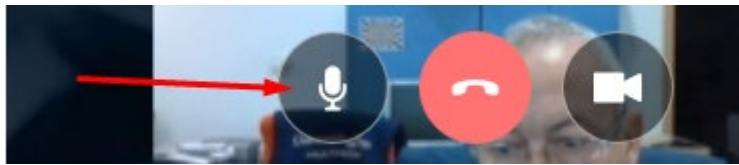
A new tab appears. Each participant will write their name and then, will click on **Join now**




A new tab appears. Enter the PIN **1111**



It is important to mute the microphone of any participant who is not speaking, so as not to provide background noise to the videoconference.



Open microphone



Muted microphone

The red button is to leave the meeting.

The participant who wants to share a window will have several sharing options: screen, application window, or browser tab.